


UV Enhanced Detector (series -7)



Series 7 Super UV Photodiodes compliment Series 1* and primarily designed for application in the 194-400 nm range where high shunt resistance and maximum sensitivity are needed. These detectors are available in a range of standard packages with a choice of window material to suit specific applications.

Electrical / Optical Specifications

Characteristics measured at 22°C (±2) ambient, and a reverse bias of 30 volts, unless otherwise stated.

Single Elements

Type No.	Window Option	Active Area		Responsivity A/W*				Dark Current pA @ Vr=10mV Typ.	NEP WHz ^{1/2} λ = 900 nm Typ.	Capacitance PF Typ.	Rise Time μs Vr = 0V R1=1kΩ Typ.	Shunt Resistance Gohm @ Vr±10mV		Package
		mm ²	mm	@254nm		@340nm						Min.	Typ.	
				Typ.	Min.	Typ.	Min.							
OSD1.2-7	U	1.2	1.1 x 1.1	0.10	0.08	0.15	0.12	2	3e-15	40	0.1	0.5	5	1
OSD5.8-7	U	5.8	2.4 x 2.4	0.10	0.08	0.15	0.12	3	6e-15	170	0.4	0.5	3	3
OSD35-7	U	33.6	5.8 x 5.8	0.10	0.08	0.15	0.12	20	1.5e-14	1000	2.0	0.1	0.5	8
OSD100-7	U	100	10 x 10	0.10	0.08	0.15	0.12	50	2e-14	3000	6.0	0.03	0.2	13

Notes: Response limit based on windowless version.

Other available options are:

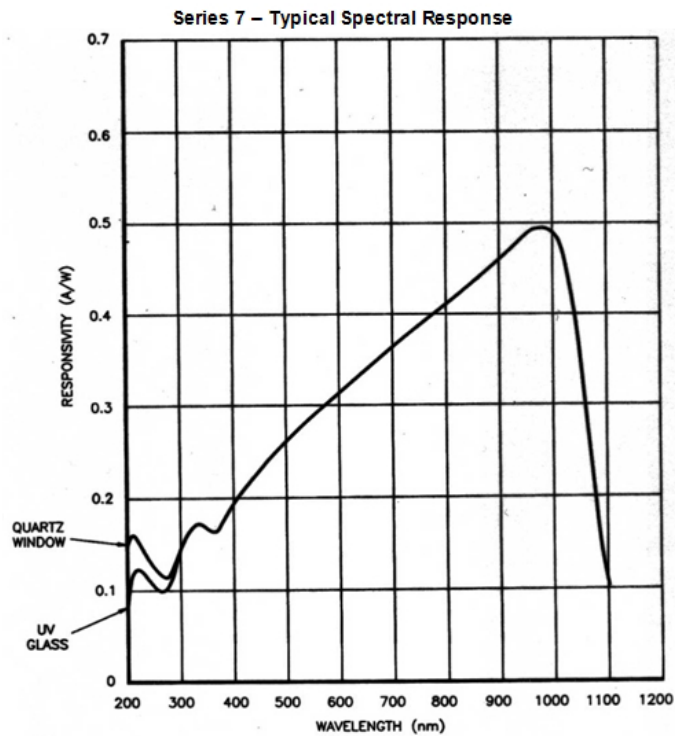
- Q = Quartz Window TO Packaging
- CQ = Quartz Window Ceramic Packaging
- CO = Open Frame (no window) Ceramic Packaging
- U = UV Transmissive Glass (TO packaging only) UV aged versions

For best response below 250nm specify open frame version

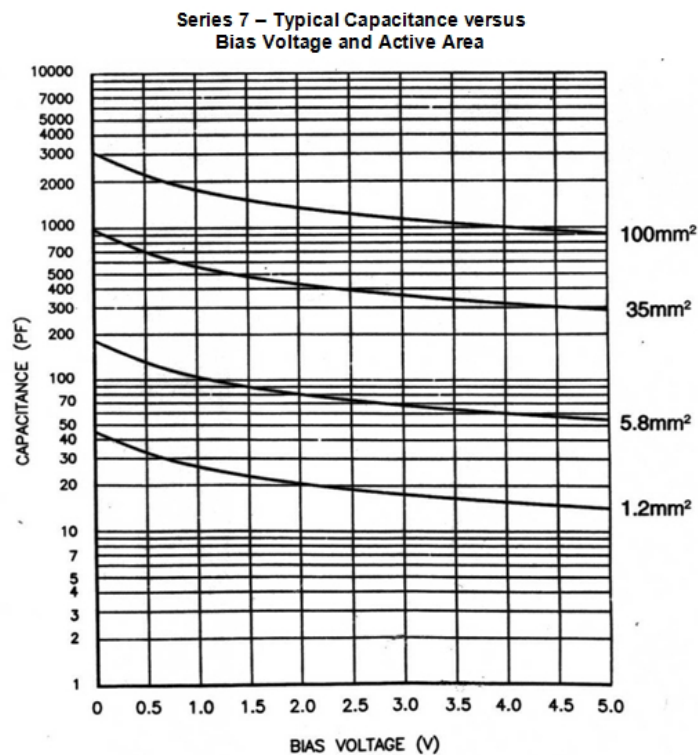
Note: Recommended operating voltage range 0 to 10 volts, for all Series 1 Detectors.

Highlighted items are Centronic standard products generally available from stock

Series 7 Spectral Response Graph



Capacitance versus Bias Voltage



Due to our policy of continued development, specifications are subject to change without notice.